


Information for Parents of Young Learners



Primary Spanish is perfect for kindergarten and 1st graders. And even 2nd and 3rd graders just beginning in Spanish will find it an engaging introductory program. The appealing dinosaur images help children acquire the basics they need for further learning.

A child-friendly book features 16 weekly lessons highlighting words, phrases and full sentences, songs, poems, riddles, games, cultural material, simple craft projects and recipes.

Weekly lessons, recorded by native speakers on the companion CD and picture flash cards make it easy and fun for children to practice at home with an adult. The more children can practice, the more they will retain. These young learners are quite astonishing in their ability to mimic their teacher and achieve perfect pronunciation. Knowing its audience and with its emphasis on developing listening for understanding and speaking skills, **Primary Spanish** does not require reading and writing.



Practice at home with CD and flash cards!

Please note: each time the symbol for the CD appears on the page, it means the material has been recorded by a native speaker, providing the best model for the children.



¡Hola!

Lección 1 Hello



¿Cómo te llamas?
What's your name?



Me llamo José.
My name is Joe.



El alfabeto.....the ABC's. Listen to the song on your CD!
Listen a few minutes every day and practice with
your flash cards. You will be speaking Spanish very soon!



Listen to your CD as the teacher gives you class room commands.



¡Escuchen, por favor!


Listen, please!

¡Silencio, por favor!

Quiet, please!


¡Repitan, por favor!

Repeat, please!



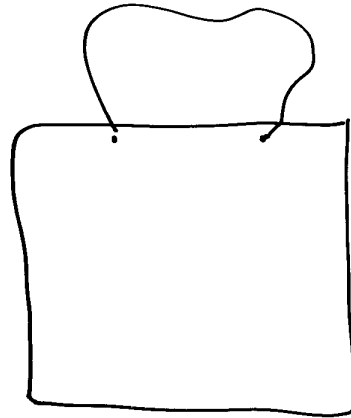

Listen to the numbers repeated on your CD and you will be able to pronounce them perfectly!

Write the answers to the questions *en español* on the tags.



1. ¿Cómo te llamas?

2. ¿Cuántos años tienes?




Listen to your CD and begin learning this song!

1, 2, 3 carritos
4, 5, 6 carritos
7, 8, 9 carritos
10 carritos van.



10, 9, 8 carritos
7, 6, 5 carritos
4, 3, 2 carritos
1 carrito van.



¿Cuántos carritos hay?

How many cars are there?

Hay _____ carritos.

There are _____ cars.



Lección 3 Feelings



¿Cómo estás?
How are you?




Estoy bien.
I'm fine.



ok

Estoy así así.
I'm ok.....so, so.




No estoy muy bien.
I'm not so good.

¿Cómo estás?
How are you feeling today?
Draw your face here:



Can you tell how these dino friends
are feeling? (En español, por favor)



Listen to your CD and practice being polite en español.



Por favor.....please.
¡Muchas gracias! Thank you very much!
¡De nada! You're welcome.



Repaso Lección 4 Bingo Review




Using each number, mix them up, putting one in each blank square.

1 7 2 6 3 4

Because you mixed them up, your board will be unique!

Practice at home so you can win the game in class!




Lección 5

I like...



Me gusta la leche.
I like milk.



Me gustan los burritos.
I like burritos.



Me gustan las manzanas.
I like apples.


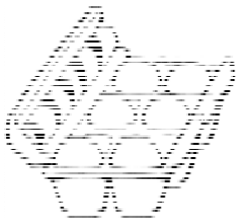


No me gusta el café.
I don't like coffee.

Circle the foods you like and say: **Sí, me gusta.**

Put an X on the foods you don't like and say:

No, no me gusta.



iA cocinar! Let's Cook!

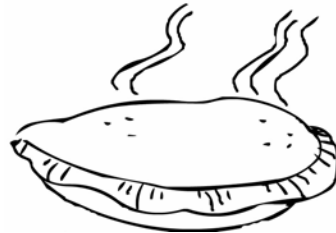


Iron Quesadillas:

You'll need:



1. Grated cheese (monterey jack, cheddar, or mozzarella)
2. Flour tortillas
3. Aluminum foil
4. A parent/adult with a hot iron



Place a tortilla in the center of a large piece of foil.

Sprinkle with grated cheese.

Fold the tortilla in half and then fold the foil over the tortilla.

Place the foil packet on a wooden board or towel.

Ask a parent to put a hot iron on the foil just long enough to melt the cheese.

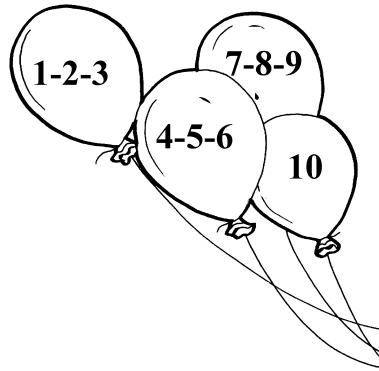
Enjoy!



Please help cleaning-up!
iBueno trabajo! Good job!



Primary
Flash
Cards



¡Hola!

1

Primary Spanish

Flash Card 'backs'

**Cut on dotted lines
and keep handy
in a clear plastic bag!**

Me llamo José.

1

¿Cómo te llamas?

1

**Let's count
to 10!**

2

¡Adiós!

1

Tengo cinco años.

2

**¿Cuántos años
tienes?**

2

Coordinated teaching poster
(sample) 3-hole punched in binder



Lección 1